REPLACEMENT KIT3 WAY-VALVE (EN)
KIT SOSTITUZIONE VALVOLA 3 VIE (IT)
3-WEGE-VENTILWECHSELSATZ (DE)
KIT DE REMPLACEMENT DE VANNE 3 VOIES (FR)

FS M – 1Z & 2Z

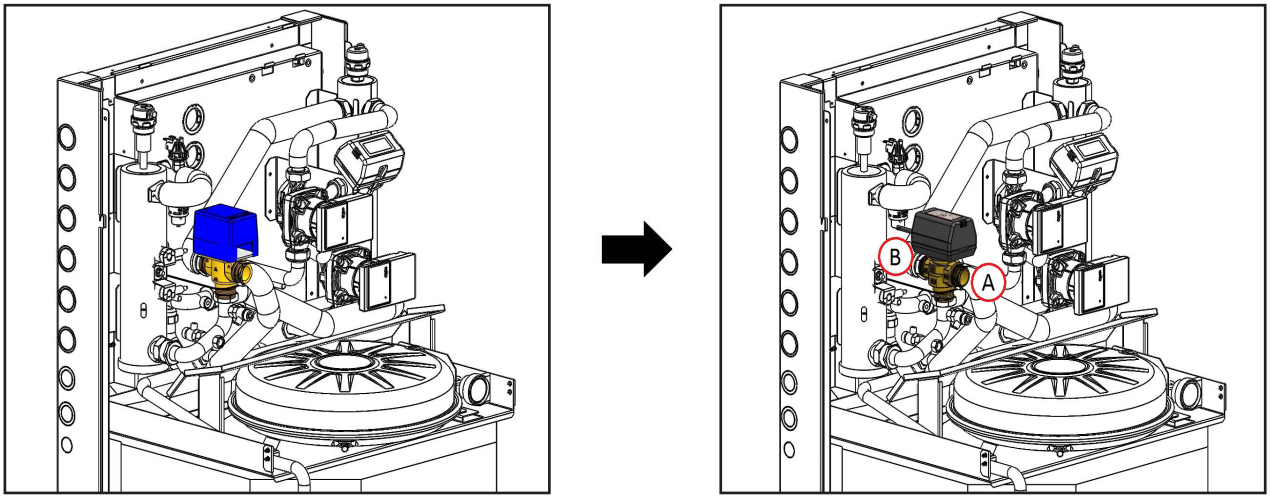

WH M – 1Z & 2Z

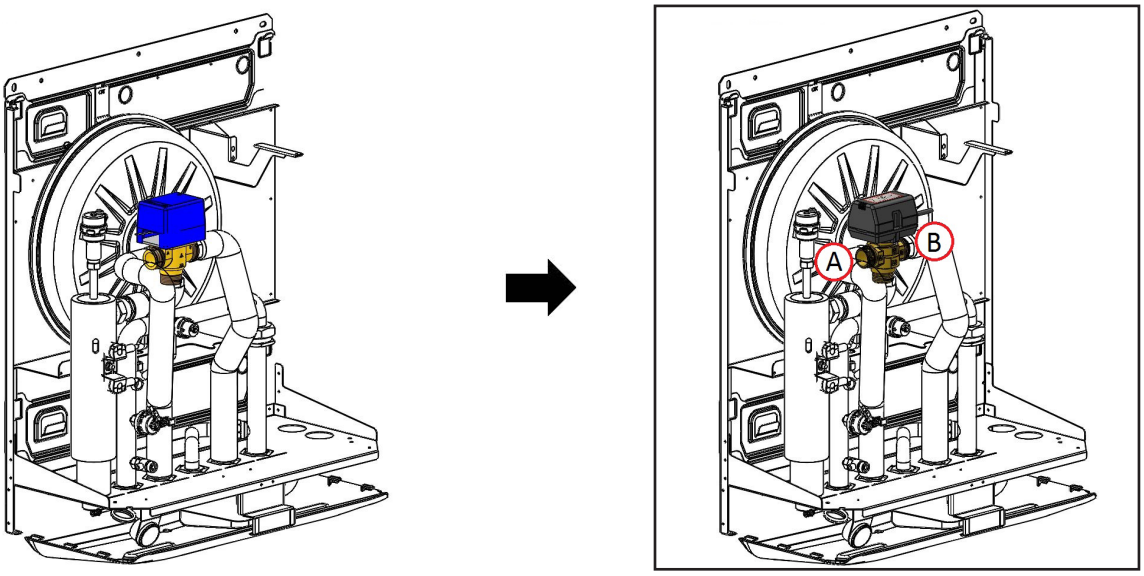

REPLACEMENT KIT 3 WAY-VALVE (EN)
KIT SOSTITUZIONE VALVOLA 3 VIE (IT)
3-WEGE-VENTILWECHSELSATZ (DE)
KIT DE REMPLACEMENT DE VANNE 3 VOIES (FR)

FS 4050 S / 0405 S
FS 70 S / 07 S
FS 90110 S / 0911S

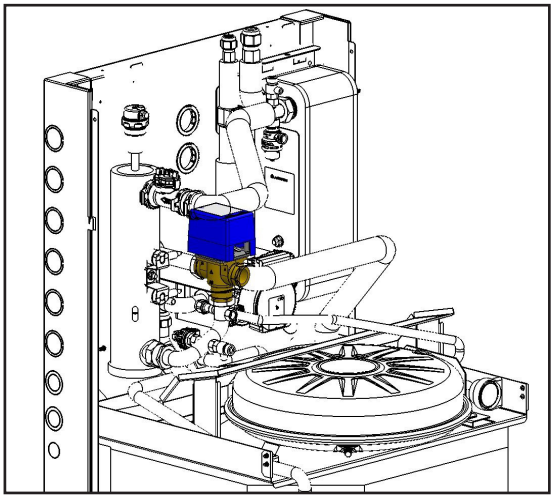

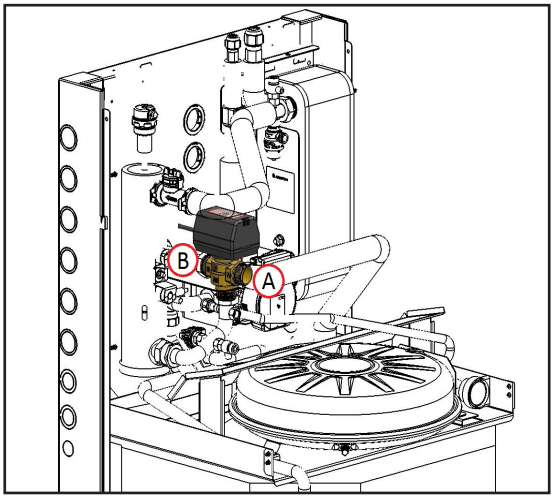

WH 4050 S / 0405 S
WH 70 S / 07 S
WH 90110 S / 0911S

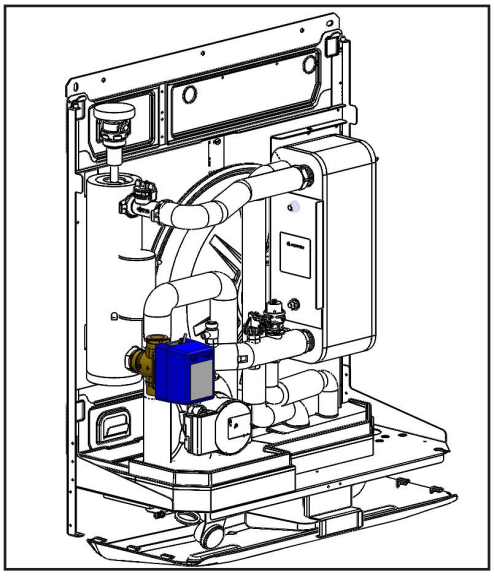

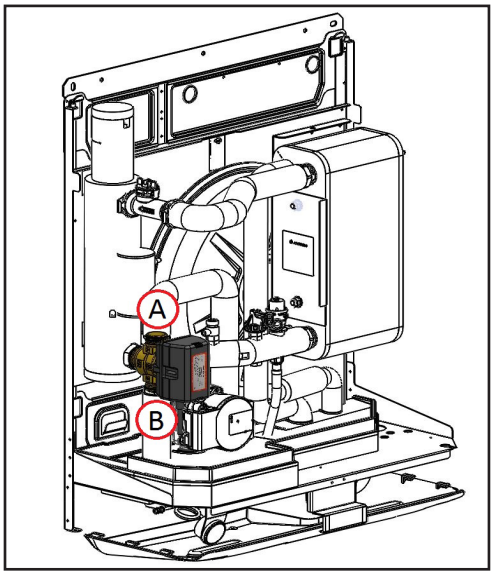

ELECTRICAL CONNECTION / CONNESSIONI ELETTRICHE / ELEKTRISCHE VERBINDUNG / CONNEXION ÉLECTRIQUE

Current electrical connection with new three-way valve / Connessione elettrica attuale con nuova valvola 3-vie / Aktuelle elektrische Verbindung mit neuem Dreiwegeventil / Raccordement électrique actuel avec la nouvelle vanne à trois voies.

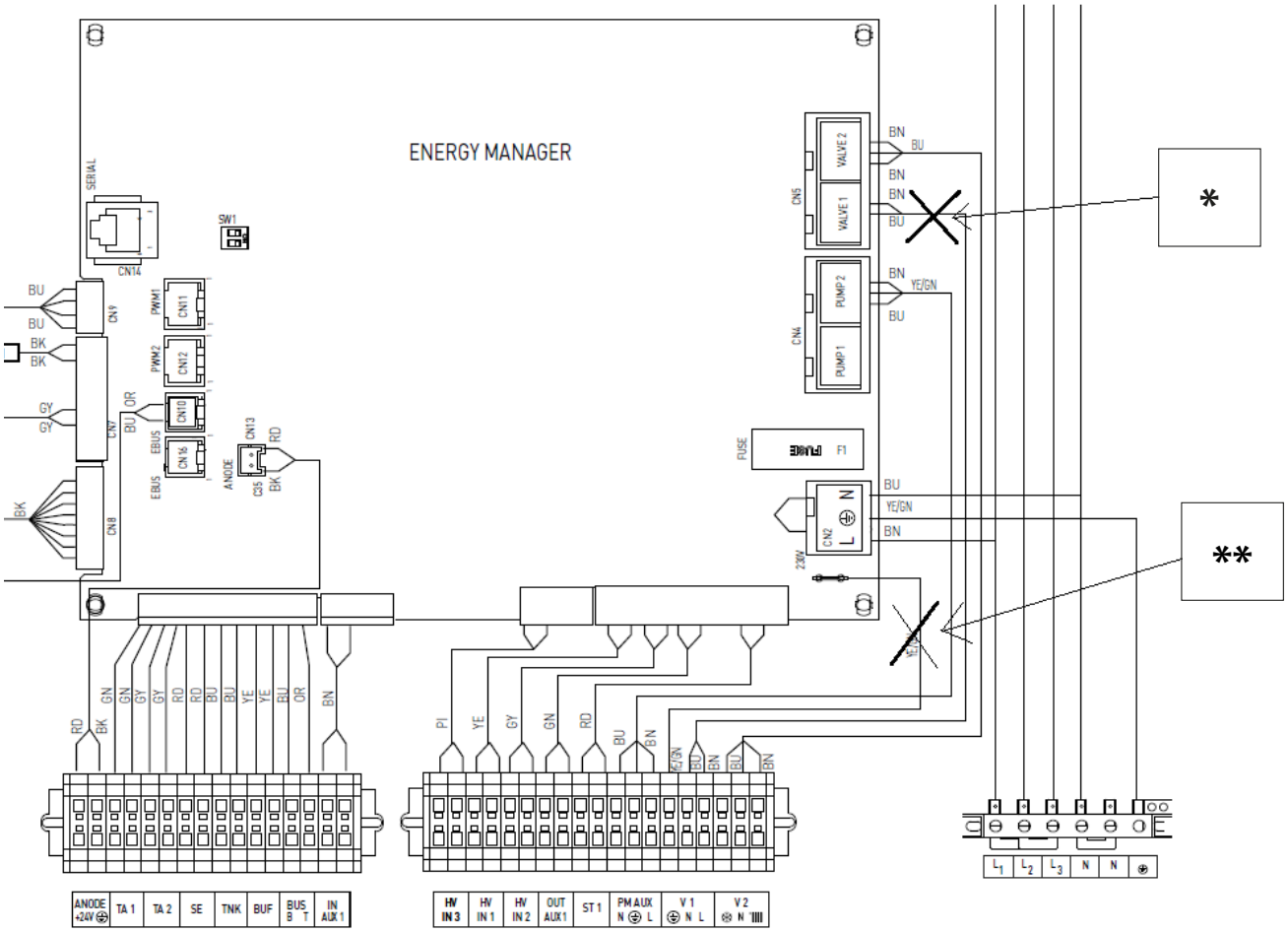

* Remove the two cables from the connector / Rimuovere i due cavi dal connettore / Entfernen Sie die beiden Kabel vom Stecker / Retirez les deux câbles du connecteur.

** Remove the ground cable (optional) / Rimuovere il cavo di terra (opzionale) / Entfernen Sie das Massekabel (wahlweise) / Retirer le câble de masse (optionnel).

ELECTRICAL CONNECTION / CONNESSIONI ELETTRICHE / ELEKTRISCHE VERBINDUNG / CONNEXION ÉLECTRIQUE

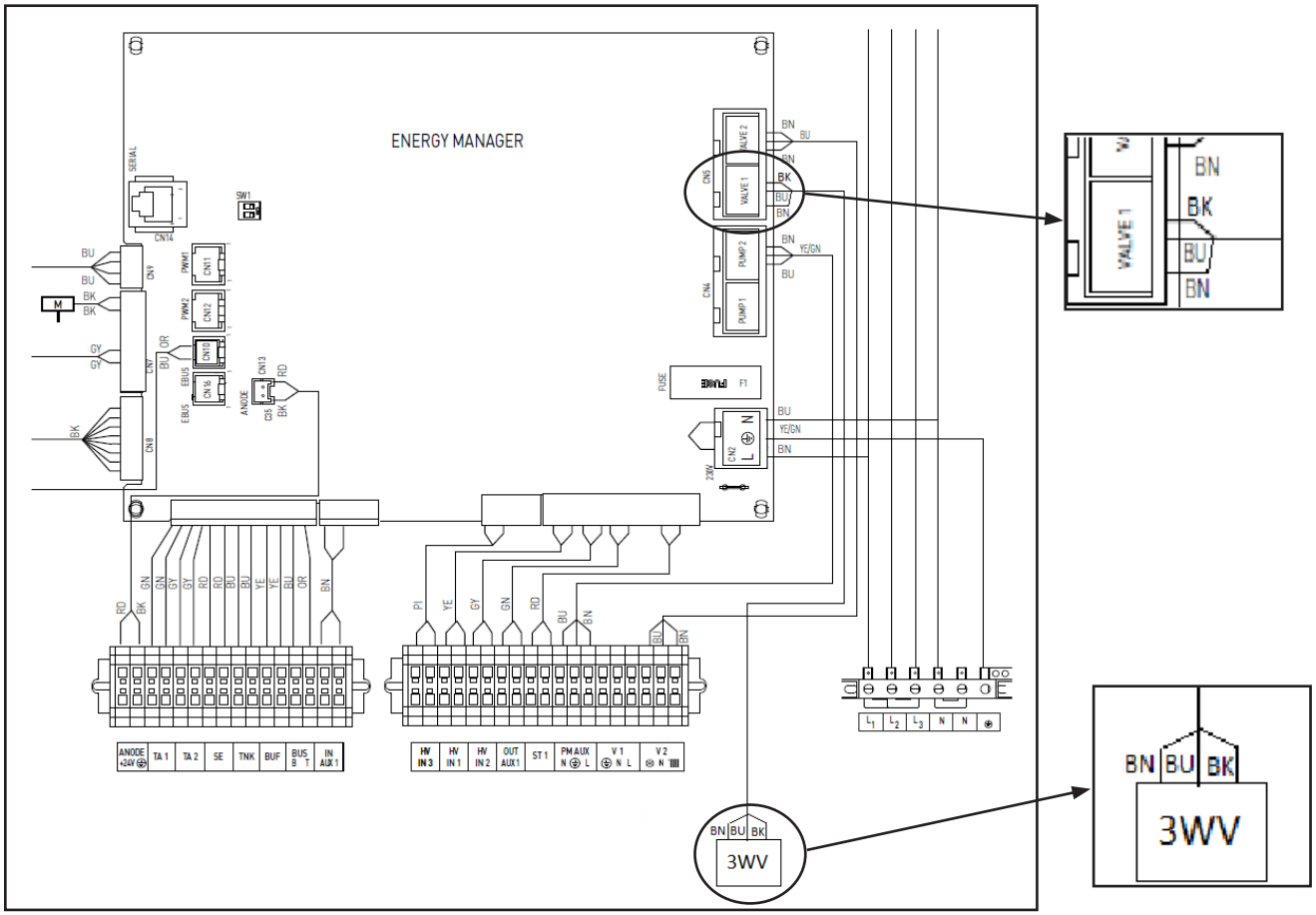

Connect the new 3-way valve wiring (Black, Blue and Brown) directly on the connector of the board.
Connttere i cavi della nuova valvola 3-vie (Nero, Blu e Marrone) direttamente al connettore della scheda.
Schließen Sie die neue 3-Wege-Ventil Verkabelung (schwarz, blau und braun) direkt an den Anschluss auf der Platine an.
Connectez le nouveau câblage de la vanne à 3 voies (noir, bleu et brun) directement sur le connecteur de la carte.

Legend: / Legenda: / Legende: / Légende:
- BK: Black / Nero / Schwarz / Noir.
- BU: Blue / Blu / Blau / Bleu.
- BN: Brown / Marrone / Braun / Marron

Current high voltage terminal block label / Morsettiera alta tensione attuale / Aktuelle Label Hochspannungs-Anschlussleiste / Étiquette de bloc de jonction haute tension actuelle.

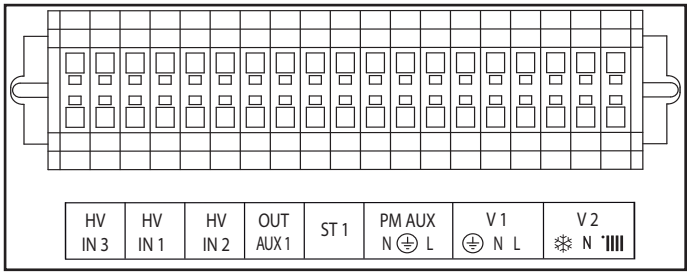

420020201200